3M x 6M Folding Marquee

YOUR BRAND

Please Note:
All artwork is printed in CMYK colourspace
Please Convert all PMS or RGB artwork to an equivalent CMYK breakup

Please be aware that slight colour variation may occur in the printing process from a monitor output.
Place artwork in the designated layer of this document

This template is designed at a 10% scale of the final product.
Rasterised artwork supplied at 300dpi to suit this template size is the minimum requirement for a high quality final print

ROOF & VALANCE PANELS

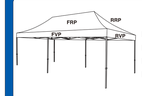

FRONT VIEW

FVP - Front Valance Panel
RVP - Right Valance Panel
FRP - Front Roof Panel
RRP - Right Roof Panel

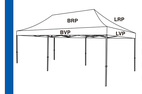

BACK VIEW

BVP - Back Valance Panel
LVP - Left Valance Panel
BRP - Back Roof Panel
LRP - Left Roof Panel

NOTE: The left and right sides of a marquee are taken from the front perspective

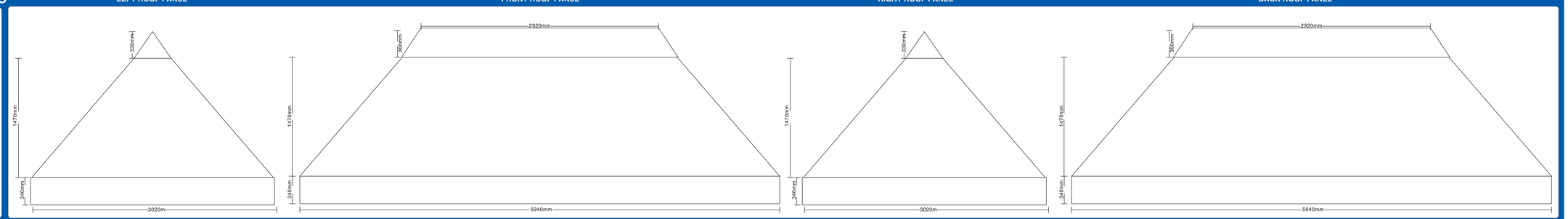

INSIDE HALF WALLS

FRONT VIEW

ILH - Inside Left Half
IBH - Inside Back Half

BACK VIEW

IFH - Inside Front Half
IRH - Inside Right Half

*Viewing this marquee from the front, this wall is on the right hand side
**Viewing this marquee from the front, this wall is at the front

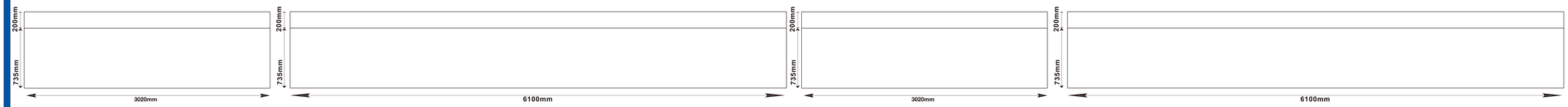

Key
Edge of panel
Stitching line
Top of the half wall



Inside half wall

Note: Inflatable can contain one or sections and attached onto the inside onto the front side panelling, but artwork should be set up in the designated layer in this document. Inflatable can be attached to any panel including the roof. Ensure your artwork accepts those of the stitching line.

OUTSIDE HALF WALLS

FRONT VIEW

OLH - Outside Left Half
OFH - Outside Front Half

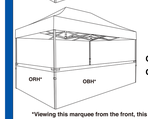

BACK VIEW

OBH - Outside Back Half
ORH - Outside Right Half

*Viewing this marquee from the front, this wall is on the right hand side

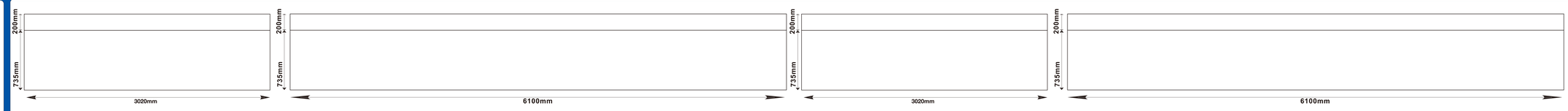

Key
Edge of panel
Stitching line
Top of the half wall



Outside half wall

Note: Inflatable can contain one or sections and attached onto the inside onto the front side panelling, but artwork should be set up in the designated layer in this document. Inflatable can be attached to any panel including the roof. Ensure your artwork accepts those of the stitching line.

INSIDE FULL WALLS

FRONT VIEW

ILW - Inside Left Wall
IBW - Inside Back Wall

BACK VIEW

IFW - Inside Front Wall
IRW - Inside Right Wall

*Viewing this marquee from the front, this wall is on the right hand sid
**Viewing this marquee from the front, this wall is at the front

Key
Edge of p
Stitching

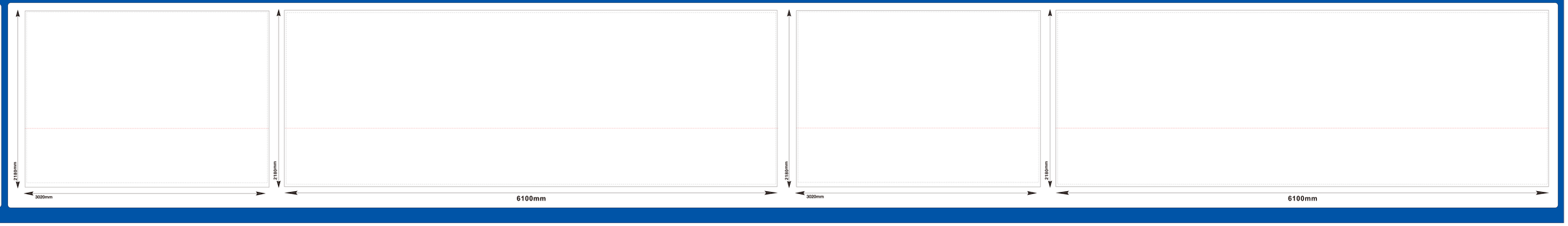

NOTE: THESE ARE THE INSIDE & OUTSIDE PANELS OF THE LEFT SIDE WALL SEEN FROM THE FRONT OF THE MARQUEE

NOTE: THESE ARE THE INSIDE & OUTSIDE PANELS OF THE FRONT SIDE WALL SEEN FROM THE FRONT OF THE MARQUEE

NOTE: THESE ARE THE INSIDE & OUTSIDE PANELS OF THE RIGHT SIDE WALL SEEN FROM THE FRONT OF THE MARQUEE

NOTE: THESE ARE THE INSIDE & OUTSIDE PANELS OF THE BACK SIDE WALL SEEN FROM THE FRONT OF THE MARQUEE

OUTSIDE FULL WALLS

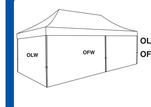

FRONT VIEW

OLW - Outside Left Wall
OFW - Outside Front Wall

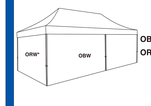

BACK VIEW

OBW - Outside Back Wall
ORW - Outside Right Wall

*Viewing this marquee from the front, this wall is on the right hand side
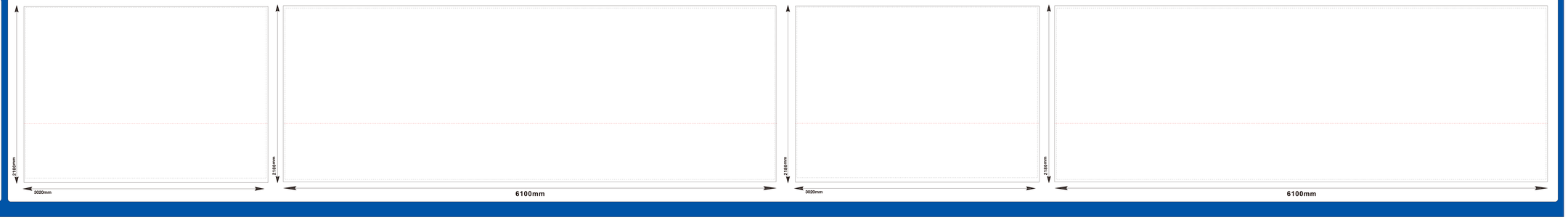
Key
Edge of panel
Stitching line