3M x 4.5M Folding Marquee

YOUR BRAND

Please Note:
All artwork is printed in CMYK colourspace
Please Convert all PMS or RGB artwork to an equivalent CMYK breakup

Please be aware that slight colour variation may occur in the printing process from a monitor output.
Place artwork in the designated layer of this document

This template is designed at a 10% scale of the final product.
Rasterised artwork supplied at 300dpi to suit this template size is the minimum requirement for a high quality final print

ROOF & VALANCE PANELS

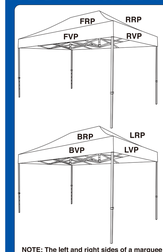

FRONT VIEW

FVP - Front Valance Panel
RVP - Right Valance Panel
FRP - Front Roof Panel
RRP - Right Roof Panel

BACK VIEW

BVP - Back Valance Panel
LVP - Left Valance Panel
BRP - Back Roof Panel
LRP - Left Roof Panel

NOTE: The left and right sides of a marquee are taken from the front perspective

LEFT ROOF PANEL

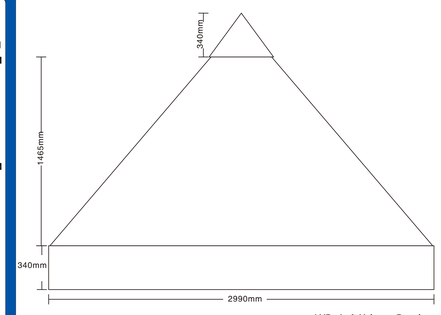

LVP - Left Valance Panel

FRONT ROOF PANEL

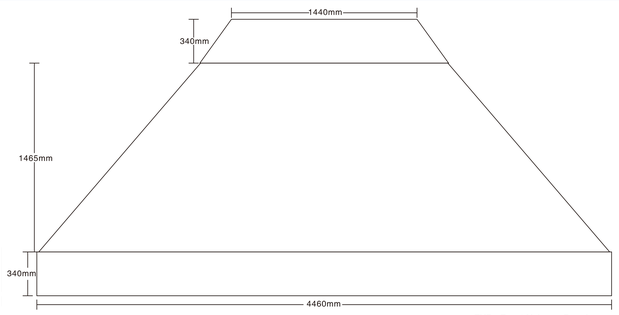

FVP - Front Valance Panel

RIGHT ROOF PANEL

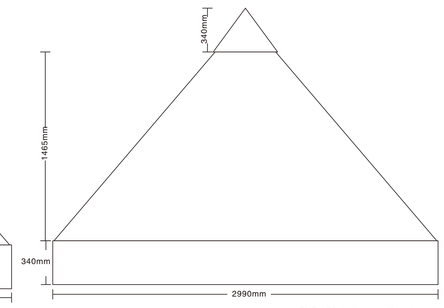

RVP - Right Valance Panel

BACK ROOF PANEL

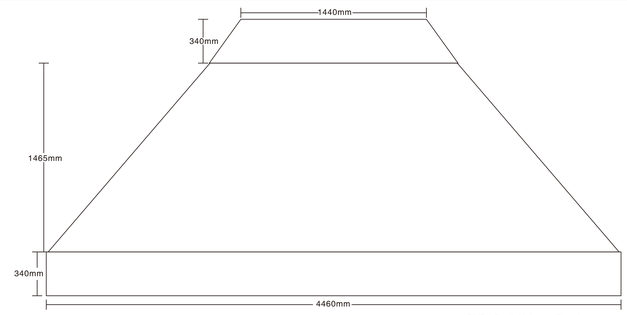

BVP - Back Valance Panel

LEFT VALANCE PANEL | FRONT VALANCE PANEL | RIGHT VALANCE PANEL | BACK VALANCE PANEL

INSIDE FULL WALLS

FRONT VIEW

ILW - Inside Left Wall
IBW - Inside Back Wall

BACK VIEW

IFW - Inside Front Wall
IRW - Inside Right Wall

*Viewing this marquee from the front, this wall is on the right hand side
**Viewing this marquee from the front, this wall is at the front

Key
Edge of panel
Stitching line

LEFT WALL INSIDE PANEL

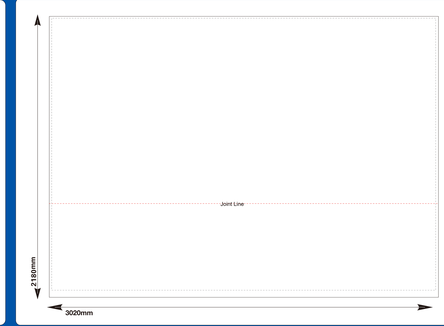

FRONT WALL INSIDE PANEL

RIGHT WALL INSIDE PANEL

BACK WALL INSIDE PANEL

NOTE: THESE ARE THE INSIDE & OUTSIDE PANELS OF THE LEFT SIDE WALL SEEN FROM THE FRONT OF THE MARQUEE

NOTE: THESE ARE THE INSIDE & OUTSIDE PANELS OF THE FRONT SIDE WALL SEEN FROM THE FRONT OF THE MARQUEE

NOTE: THESE ARE THE INSIDE & OUTSIDE PANELS OF THE RIGHT SIDE WALL SEEN FROM THE FRONT OF THE MARQUEE

NOTE: THESE ARE THE INSIDE & OUTSIDE PANELS OF THE BACK SIDE WALL SEEN FROM THE FRONT OF THE MARQUEE

OUTSIDE FULL WALLS

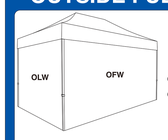

FRONT VIEW

OLW - Outside Left Wall
OFW - Outside Front Wall

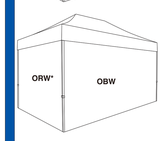

BACK VIEW

OBW - Outside Back Wall
ORW - Outside Right Wall

*Viewing this marquee from the front, this wall is on the right hand side

Key
Edge of panel
Stitching line

LEFT WALL OUTSIDE PANEL

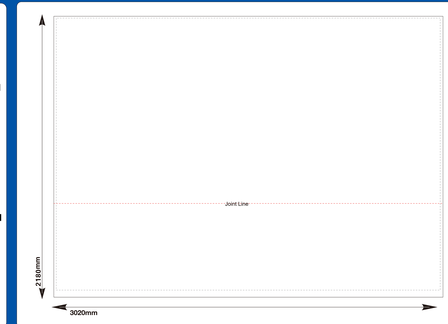

FRONT WALL OUTSIDE PANEL

RIGHT WALL OUTSIDE PANEL

BACK WALL OUTSIDE PANEL

INSIDE HALF WALLS

FRONT VIEW

ILH - Inside Left Half
IBH - Inside Back Half

BACK VIEW

IFH - Inside Front Half
IRH - Inside Right Half

*Viewing this marquee from the front, this wall is on the right hand side
**Viewing this marquee from the front, this wall is at the front

Key
Edge of panel
Stitching line
Top of the half wall

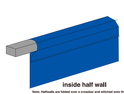

Inside half wall

Note: Halfwalls are folded over a crossbar and attached onto the inside side. For front side printing, the artwork should be up to the designated stitching line of half wall. Inside wall artwork should finish at the stitching line

LEFT HALF-WALL INSIDE PANEL



FRONT HALF-WALL INSIDE PANEL



RIGHT HALF-WALL INSIDE PANEL



BACK HALF-WALL INSIDE PANEL



OUTSIDE HALF WALLS

FRONT VIEW

OLH - Outside Left Half
OFH - Outside Front Half

BACK VIEW

OBH - Outside Back Half
ORH - Outside Right Half

*Viewing this marquee from the front, this wall is on the right hand side

Key
Edge of panel
Stitching line
Top of the half wall

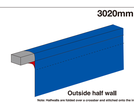

Outside half wall

Note: Halfwalls are folded over a crossbar and attached onto the inside side. For front side printing, the artwork should be up to the designated stitching line of half wall. Inside wall artwork should finish at the stitching line

LEFT HALF-WALL OUTSIDE PANEL



FRONT HALF-WALL OUTSIDE PANEL



RIGHT HALF-WALL OUTSIDE PANEL

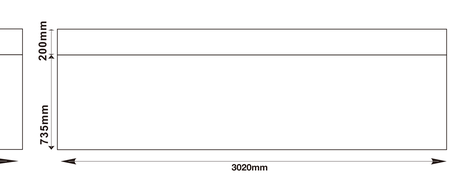

BACK HALF-WALL OUTSIDE PANEL